



lumini Solucoes em Iluminacao LTDA
www.lumini.com.br
Email: laboratorio@lumini.com.br
Tel: +55 11 3437-5555 Fax: +55 11 3437-5555
Address: Rua Ferreira Viana, 716 - Socorro - São Paulo/SP

lumini

LumCAT:

Luminaire: spy a e fc

LampCAT: modulo led 2W 30K irc 90

Ballast type: LED driver 700mA

Report No:

Voltage(V): 127.9600

Test No:

Current(A): 0.0520

Number of Lamps: 1

Power (W): 2.9940

Lamp flux(lm): 235.0

PF: 0.4470

Length(mm): 18

Width(mm): 18

Phm Type: C

Height(mm): 0

Photometric Results

Lumens(lm): 125.96, Efficiency(%): 53.60% , Luminous Efficacy(lm/W): 42.07

Central intensity(cd): 734.718, Maximum intensity(cd): 734.718

Angle of maximum intensity: $C=0.0$ $\gamma=0.0$

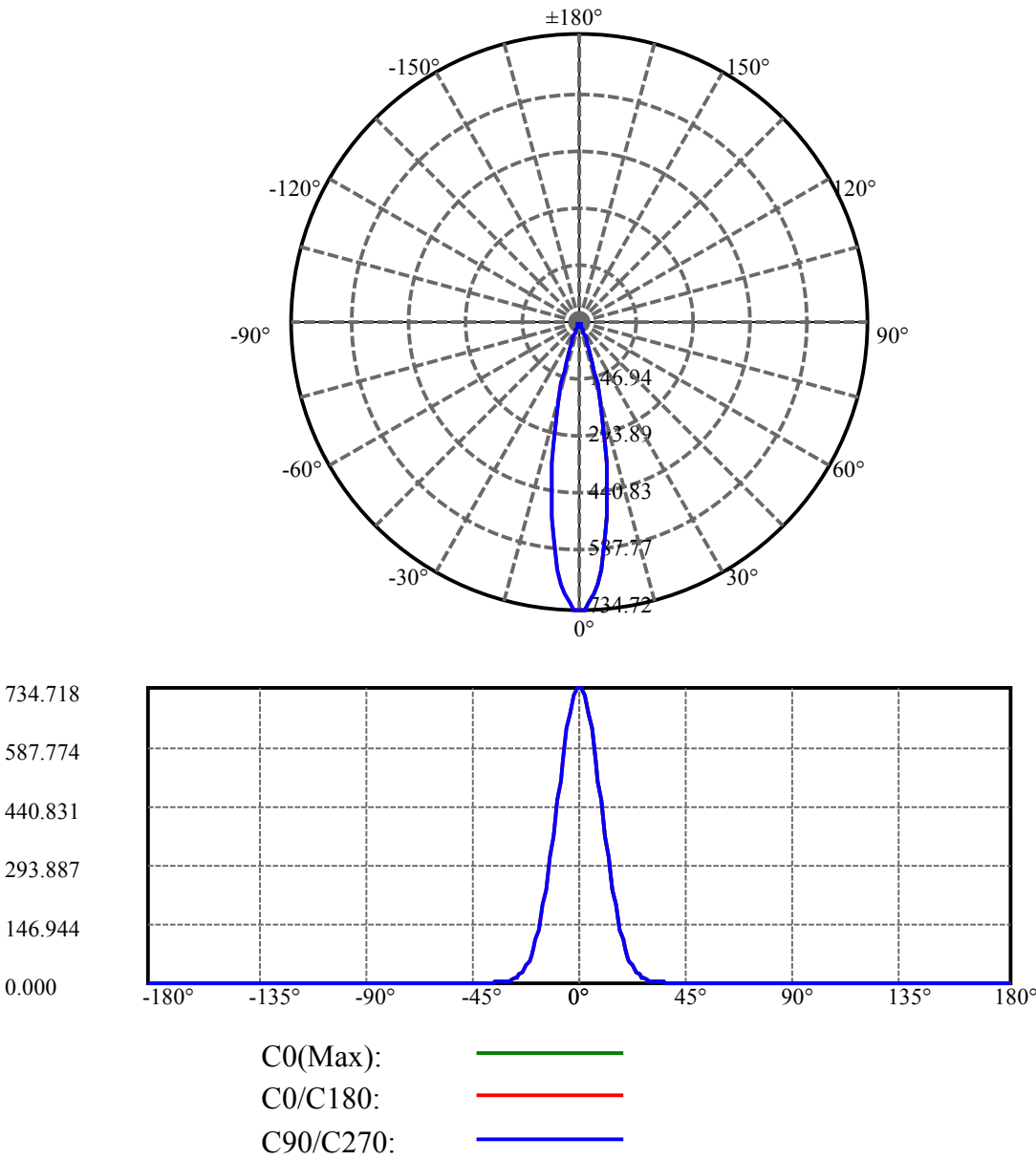
Beam angle of C0 plane : 21.91

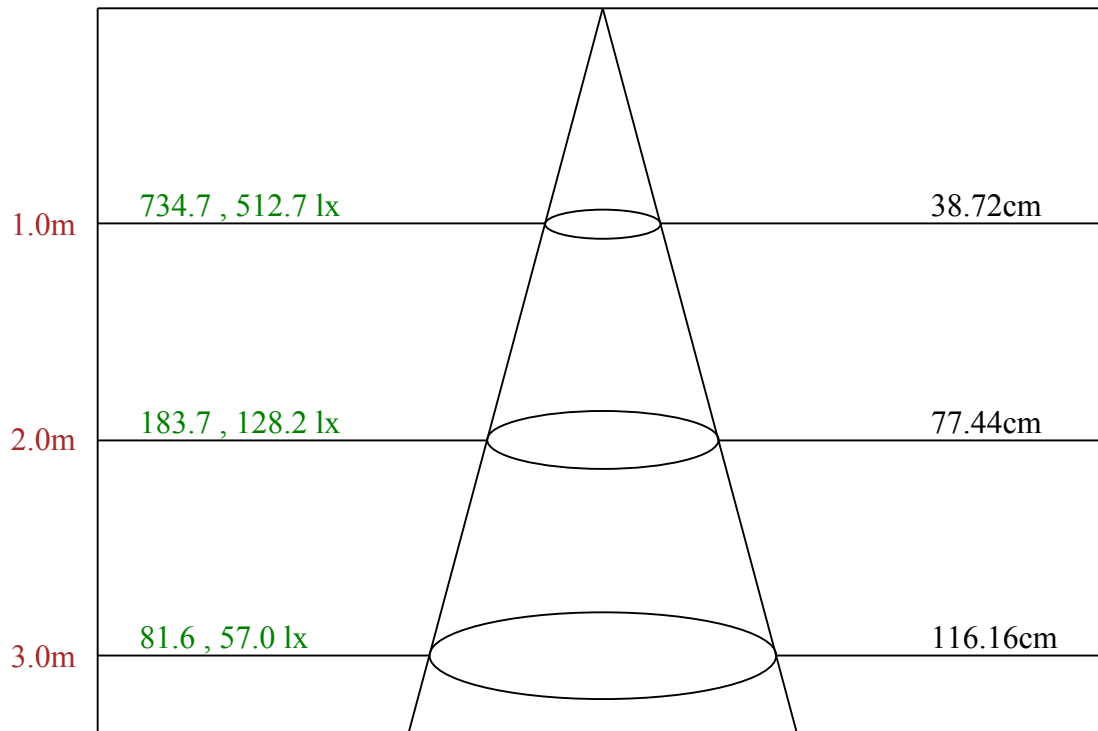
Average BeamAngle(IEC 61341): 21.91

Equipment: equipamento lumini
Temperature(°C): 25.5

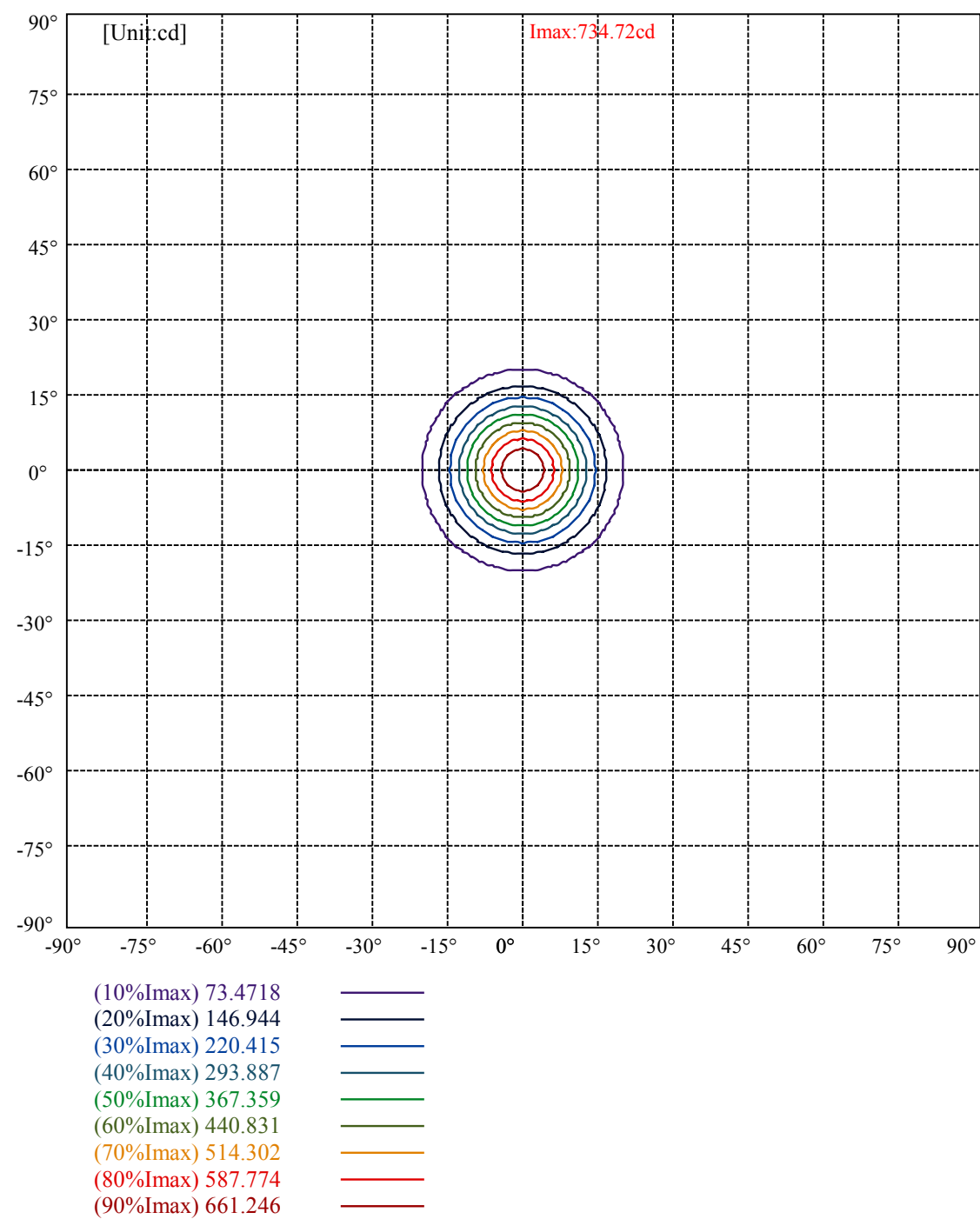
Date: 15/05/2025
Humidity(%): 60.0%

Operator: 01
Distance(m): 6.90





Max , Ave Beam angle of C0 plane 21.91



lumini

Luminance Limiting Curve(no luminous side)

Appendix Page: 5 Total:6

Luminance Table

γ	45	50	55	60	65	70	75	80	85
C0	4572	3372	2562	2902	3303	3974	5110	7193	14331
C45	4572	3372	2562	2902	3303	3974	5110	7193	14331
C90	4572	3372	2562	2902	3303	3974	5110	7193	14331

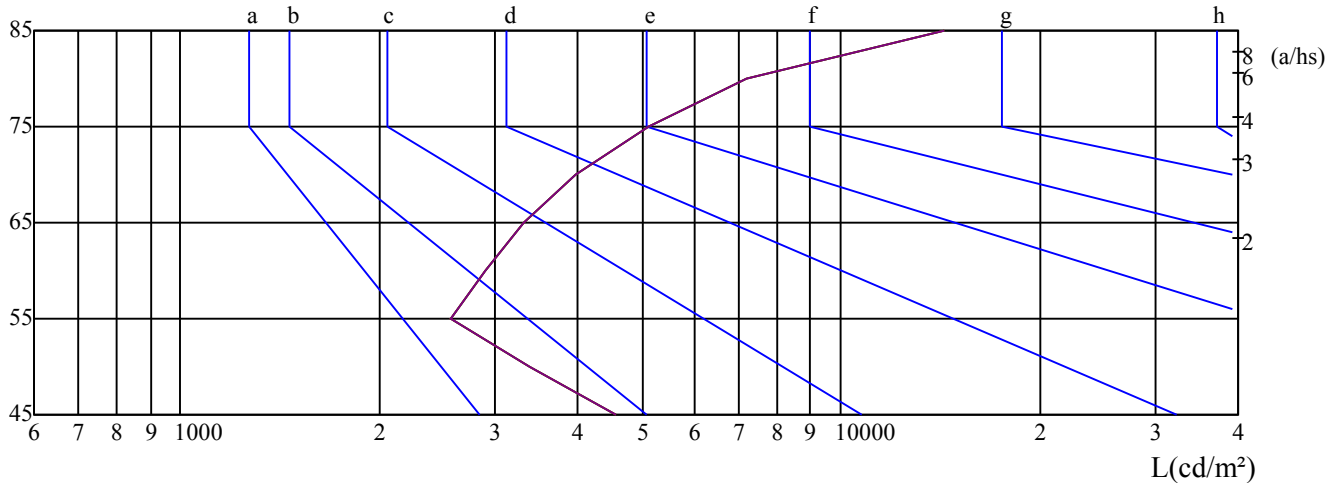
L(Hor)(65)	L(Ver)(65)	L45(65)	L(Hor)(75)	L(Ver)(75)	L45(75)	L(Hor)(85)	L(Ver)(85)	L45(85)
3303	3303	3303	5110	5110	5110	14331	14331	14331

Glare Table

Glare	Quality	Service Values Illuminance(lx)							
1.15	A	2000	1000	500	≤ 300				
1.5	B		2000	1000	500	≤ 300			
1.85	C			2000	1000	500	≤ 300		
2.2	D				2000	1000	500	≤ 300	
2.55	E					2000	1000	500	≤ 300
		a	b	c	d	e	f	g	h

Luminance Limiting Curve

$\gamma(^{\circ})$



C0 ———

C45 ———

C90 ———

Equipment: equipamento lumini
Temperature($^{\circ}$ C): 25.5

Date: 15/05/2025
Humidity(%): 60.0%

Operator: 01
Distance(m): 6.90

Illumination assessment according UGR											
Rf of Ceiling	70	70	50	50	30	70	70	50	50	30	
Rf of Wall	50	30	50	30	30	50	30	50	30	30	
Rf of Floor	20	20	20	20	20	20	20	20	20	20	
Room dimensions		Viewed crosswise					Viewed endwise				
X	Y										
2H	2H	6.45	7.34	6.85	7.70	8.07	7.42	8.31	7.83	8.67	9.04
	3H	8.02	8.81	8.45	9.20	9.60	8.80	9.59	9.23	9.97	10.37
	4H	9.42	10.16	9.87	10.56	10.98	9.90	10.64	10.35	11.04	11.46
	6H	11.11	11.78	11.57	12.20	12.65	11.20	11.87	11.67	12.30	12.75
	8H	12.19	12.83	12.66	13.26	13.73	12.10	12.74	12.56	13.17	13.63
	12H	13.30	13.90	13.76	14.34	14.81	13.07	13.67	13.54	14.11	14.58
4H	2H	6.86	7.59	7.30	7.99	8.42	7.67	8.40	8.11	8.80	9.22
	3H	8.82	9.44	9.29	9.88	10.35	9.40	10.02	9.87	10.46	10.93
	4H	10.56	11.09	11.04	11.56	12.06	10.87	11.40	11.35	11.87	12.37
	6H	12.44	12.92	12.96	13.41	13.91	12.42	12.89	12.93	13.39	13.89
	8H	13.68	14.12	14.21	14.62	15.14	13.50	13.94	14.03	14.44	14.96
	12H	14.93	15.33	15.46	15.83	16.40	14.64	15.04	15.17	15.54	16.11
8H	4H	11.15	11.59	11.68	12.09	12.62	11.40	11.83	11.92	12.33	12.86
	6H	13.38	13.74	13.93	14.26	14.82	13.33	13.69	13.87	14.20	14.77
	8H	14.87	15.16	15.44	15.72	16.27	14.67	14.97	15.25	15.53	16.08
	12H	16.32	16.55	16.90	17.10	17.67	16.04	16.26	16.62	16.82	17.39
12H	4H	11.35	11.75	11.88	12.24	12.82	11.59	11.99	12.12	12.48	13.05
	6H	13.76	14.05	14.33	14.61	15.16	13.71	14.01	14.28	14.57	15.12
	8H	15.31	15.54	15.90	16.09	16.67	15.14	15.37	15.72	15.92	16.49
Variation with the observer position at spacings:											
S = 1.0H		0.7/-1.1					0.7/-1.1				
S = 1.5H		0.6/-1.2					0.6/-1.2				
S = 2.0H		0.6/-1.2					0.6/-1.2				
Standard tables:		BKBF					BKBF				
Uncorrected UGR		-3.5					-3.5				

依据CIE Publ. 117 计算 UGR, S/H = 0.25